

## Exploring the Potential of Artificial Intelligence in Optimizing Clinical Trial Design for More Efficient Drug Development

Mritunjay Kumar Ojha<sup>1</sup>, Nalluri Satish Kumar<sup>2</sup>, Umesh Kumar Sharma<sup>3</sup>, Prakash Gadipelli<sup>4</sup>, Suraj Mandal<sup>5</sup>, Farah Deeba<sup>6</sup>, Monalisa Khuntia<sup>7</sup>, Dr. Hariballav Mahapatra<sup>\*8</sup>

<sup>1</sup>Assistant Professor, Fr. C. Rodrigues Institute of Technology, Sector-9A, Vashi, Navi Mumbai.

<sup>2</sup>IT Software Developer III, Thermo Fisher Scientific, USA

<sup>3</sup>Professor, Sharda School of Pharmacy, Sharda University, 18KM Stone, Agra-Delhi Highway (NK-19), Keetham, Agra-282007

<sup>4</sup>Assistant Professor, Aditya University, Surampalem, India – 533437

<sup>5</sup>Department of Pharmacy, IIMT College of Medical Sciences, IIMT University, O-Pocket, Ganganagar, Meerut, 250001, U.P., India

<sup>6</sup>Assistant Professor, Sharda University, Plot no 32,34, Knowledge Park-III, Greater Noida, Ruhallapur, Uttar Pradesh 201310.

<sup>7</sup>PhD (Rural Management) Scholar, KIIT School of Rural Management, KIIT University, Bhubaneswar 751024

<sup>8\*</sup>Diabetologist, Sevayan Diabetes Centre, Puri, Shree Hospitals, Bhubaneswar 751014  
[nullandzero@gmail.com](mailto:nullandzero@gmail.com)

**How to cite this article:** Mritunjay Kumar Ojha, Nalluri Satish Kumar, Umesh Kumar Sharma, Prakash Gadipelli, Suraj Mandal, Farah Deeba, Monalisa Khuntia, Hariballav Mahapatra (2024) Exploring the Potential of Artificial Intelligence in Optimizing Clinical Trial Design for More Efficient Drug Development. *Library Progress International*, 44(3), 9498-9510.

### Abstract

The clinical trials are important for the development of medical science since it becomes easier to test novel drugs, medical equipment, and even new methods in the treatment of a person. Only 10% of these studies were able to complete the entire process-from original drug design to post-marketing surveillance, which is slightly worrying. This low completion rate seriously jeopardizes the overall sustainability of clinical research and public health and healthcare economics. Increasing study designs and costs, along with other related difficulties in patient recruitment and data management, also work to worsen this problem. In this respect, AI has become a really powerful instrument that can revolutionize several aspects related to clinical trials. Thus, to gauge the effectiveness of AI in the sphere of patient recruitment efficiency, and the accuracy of data management along with meeting deadlines for the development of drugs, this paper would be carried out by a mixed-methods approach. The paper illustrates considerable achievements in the fields associated with AI technologies through qualitative views of experts along with the quantitative analysis of key indicators. According to the findings, AI has decreased input error in data by 25%, cut average development time for medication by 22%, and reduced total identification of patients by 30%. Besides, AI has also been enhanced to predict the efficacy of drugs with the precision of 13%. These outcomes therefore highlight how AI can accelerate

the procedures of clinical trials and increase participant diversity, which may, in the long run, influence the outcome of the trial. This may thus open doors for health breakthroughs to be more efficient and *timely delivered*.

**Keywords:** Artificial Intelligence, Clinical Trials, Patient Recruitment, Data Management, Drug Development Processes.

---

## 1. INTRODUCTION

The discipline of science and technology known as artificial intelligence (AI) tries to program computers to think like humans. NLP, OCR, and DL are examples of AI methodologies. It is one of the most advanced inventions that are changing the face of clinical trials. In summary, the growth of the healthcare industry has a solid basis in technology, considering the fact that information technology is changing rapidly and that there are vast amounts of biomedical data gathered. Now, researchers are considering AI as a potential route for the betterment of medical diagnostics and services while clinical trials become safer and easier to administer. Traditional clinical trials entail a long period with so much human involvement that yields a successful outcome only 10% of the time. The AI is nowadays applied in a variety of clinical trial activities. Clinical trials can be improved with the use of AI. AI can be applied in analyzing real-world data where patients can be better classified, and their outcomes can be predicted more accurately. It may reduce the burden as well as cost of clinical development and improve the stages of clinical trials. More large organizations engaged in clinical research are investing in AI to move clinical research forward.

The application of AI may make searching for correlations between biomarkers and indication more effective. It might ultimately help in identifying which lead compounds have a higher probability of succeeding in clinical trials. It may open the possibility of changing the key phases of the execution of clinical trials, including preparation, design, and conducting studies. Through a match of patient profiles to selection criteria, ML, DL, NLP, and OCR can bridge huge and heterogeneous datasets such as databases of clinical trials, published medical literature, and EMRs to improve recruitment. The following post draws close attention to how AI applies itself towards developing clinical trials that are safer, more efficient, and more real for improving the design of clinical trials and promoting clinical transformation.

### 1.1. Objectives of the Study

- To assess how AI technologies, affect clinical trial patient recruiting efficiency.
- To evaluate how well AI-driven data management solutions cut down on processing time and data entry errors.
- To examine how AI affects medication development schedules and drug efficacy prediction precision.

## 2. ARTIFICIAL INTELLIGENCE IN CLINICAL TRIAL

Collecting and analysing data, monitoring participants, and choosing study sites are all parts of clinical trial preparation, execution, and conduct. One third of phase III trials end early due to patient recruiting and selection issues, while eighty percent of studies that extend beyond the enrolment deadline have similar problems. It takes a lot of time and money to conduct trial monitoring for a worldwide inquiry with multiple centers. Another difficulty with clinical trials is the time it takes to gather and process data, which means there is a lot of waiting around

from the "last subject last visit" to when data is submitted to regulatory agencies. These difficulties in clinical trials have evolved as a result of artificial intelligence and digitization (Figure 1).



**Figure 1: AI in Clinical Trials**

Figure 1 shows the key areas where researchers in this field are focusing on using AI-based software: information engines, patient stratification, and trial operation. When it comes to clinical trials, artificial intelligence offers a lot of options and chances. Its efficiency, economy, and safety advantages make it a favorite among businesses worldwide (fewer errors). However, it also expedites research to an unprecedented degree.

### **1) Utilising AI for Research Design and Protocol Creation**

In order to conduct a clinical trial, a clinical protocol must first be developed. The use of AI has the potential to streamline this process by extracting crucial information from each protocol, providing useful metadata, and creating a standardized protocol document. As pharmaceutical compounds get closer to human testing, machine learning will play an increasingly crucial role. Using natural language processing (NLP) for protocol creation, researchers can upload protocols to identify possible obstacles that could otherwise prevent an experiment from being properly completed.

The success rate, efficacy, and cost of clinical trials are all adversely affected by poorly designed research. The Food and Drug Administration claims that AI models help raise the bar for trial designs. When it comes to designing clinical trials, Bayesian nonparametric models (BNMs) are useful, but they also have many other uses. The time required to construct trials and cluster data is reduced with this method. A couple of BNMs that see regular use include MCMC methods and Dirichlet process mixture models. The immuno-oncology, cell therapy, and dose selection domains of these BNMs find use in the design of clinical trials involving cancer patients. Less time spent developing protocols, less changes to protocols, and more efficient trials can all result from a more comprehensive research design.

### **2) AI for Patient Selection**

By lowering population heterogeneity, improving prognostic enrichment, and enhancing

predictive capabilities, AI can aid in improved patient selection. There is a multi-stage process to enrolling a patient in a clinical trial. It would be an expensive and time-consuming ordeal to get all of the patient's data, including their medical history and the outcomes of any recent testing. With the help of AI, it is now possible to merge patient records kept in different places, by different people, and in different formats with those already in the electronic medical record system. Patient identification can be made more efficient with the use of computer vision techniques like optical character recognition and natural language processing. Picture 5. By implementing the three strategies described in the FDA's published guidelines—reduced population heterogeneity, prognostic enrichment, and predictive enrichment—the clinical sector can enhance patient selection and maximize a drug's effectiveness (Figure 1). Artificial intelligence has the ability to enhance each of these strategies.

### **3) AI-Powered System for Investigators and Site Selection**

One of the most crucial parts of the study is picking good research sites. Factors at the site that could affect the length of the study and the reliability of the data collected include administrative processes, the accessibility of necessary resources, and the presence of doctors who have extensive knowledge and experience with the condition. Clinical research organizations (CROs) can utilize AI to find top candidates, qualified investigators, and potential study locations. Data aggregation and extra data collection may be necessary to show authorities that the study methodology meets GCP standards.

### **4) Submissions to Regulatory Bodies Utilising AI**

A large amount of documentation is required in order to submit a clinical trial to regulators. With the use of templates, ML can automate these processes. Automation of clinical study reports (CSRs) using machine learning is possible after reviewing the research's protocol and analytic report. Applying natural language processing techniques allows for the modification of CSR and narrative language. After reviewing these, the medical writer can make the necessary revisions to create the final CSR. You can probably finish everything in a few of days. This approach improves the proposal's quality while simultaneously speeding up the regulatory submission procedure. All parties involved in clinical trial procedures will now make decisions with the patient in mind. Information regarding the trial, its procedures, and its participants will be sent to the patient by the sponsors. With the help of artificial intelligence (AI) enabled digital health technologies and patient care systems, clinical trials can be reimaged with more success in recruiting, engaging, and retaining enthusiastic participants all the way through the study.

## **3. RESEARCH METHODOLOGY**

### **3.1. Research Design**

The current study is based on a mixed-method approach, which integrates quantitative and qualitative research methods that might provide an overview of the implications of artificial intelligence on clinical trials. The qualitative part of the research unravels perspective views from participants based on experiences when using AI technology in clinical research, while the quantitative part of the study focuses on measurable outcomes concerning patient recruitment, data management, and drug development procedures.

### **3.2. Data Collection**

Several data collection techniques were utilized so that a powerful dataset could be developed for analysis. The methods of data collection are summarized in the table below:

**Table 1: Data Collection Methodology**

Data Source	Method of Collection	Sample Size
Surveys	Online questionnaire	100
Interviews	Semi-structured interviews	30
Secondary Data	Literature and case studies	N/A

- **Surveys:** An online survey was sent to pharmacy practitioners, data analysts, and clinical researchers. The questions dealt mainly with the users' experience concerning AI technology, efficiency perceived, and areas for improvement. The tool used utilized a combination of closed and open-ended questions. There was an extraction of quantifiable data from the 100 replies collected for statistical analysis.
- **Semi-structured interviews** with 30 from different clinical research roles to hear the qualitative perspectives of how AI is used, including what are the challenging issues they are faced with, what changes have been noticed and pleasingly so, and in general, what has been the impact on workflows and procedures for decision-making.
- **Secondary Data:** Apart from the primary data, case studies and relevant literature dealing with the application of AI in clinical trials was accessed. It was carried out to cross-validate findings of the study related to context as because of publication of literature by scholars, industry reports, and previously published research findings.

### 3.3. Sample Size

Sample for this study included 150 participants. The sample is appropriately selected in order to represent a spectrum of diversity of clinical research jobs. The participant sample is broken down as follows:

**Table 2: Participant Distribution by Type**

Participant Type	Number of Participants
Clinical Researchers	60
Data Analysts	40
Pharmaceutical Professionals	50

The largest category was the clinical researchers, which provided important insights about the real applications of AI technologies concerning the recruiting of patients and the management of clinical trials. Data analysts gave insights on how to handle and analyze data as well as the accuracy that results are both before and after AI is applied. Pharmaceutical Experts: They showcased their expertise in drug development and talked about AI-influenced predictive analytics and deadlines.

### 3.4. Data Analysis

This process of data analysis was systematic and quite structured:

- **Quantitative Data Analysis:** Statistical computer software such as SPSS was considered in analyzing the quantitative data that was filled during the survey process. Inferential statistics gave the impressions on whether some trends are noted both before and after the adoption of AI. Descriptive statistics were useful in providing a general overview of the general distributions of the data. For evaluating the impact brought about by AI, relevant parameters dealing with patient recruitment, data handling, and the procedures dealing with medication development were put into perspective.
- **Qualitative Data Analysis:** Thematic analysis was used in the qualitative data retrieved from semi-structured interviews to see the themes that came out. It helped explore the recurring themes and patterns that have to do with participant experiences about the integration of AI technologies using the coding of response. This kind of analysis offered rich, contextual insights on benefits and challenges of introducing AI in clinical trials.

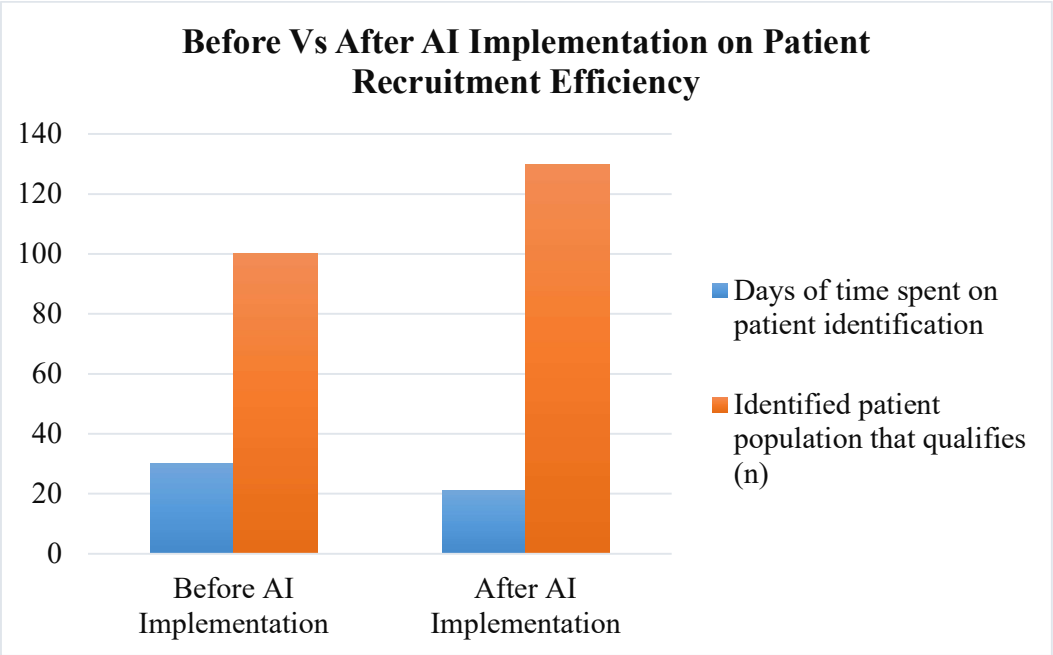
**4. DATA ANALYSIS**

**4.1. Patient Recruitment**

AI technology significantly improved the efficiency of the recruitment process of patients. The tracked metrics are summarized in the table 3 below:

**Table 3:** AI's Effect on the Efficiency of Patient Recruitment

Metric	Before AI Implementation	After AI Implementation	Percentage Change
Days of time spent on patient identification	30	21	-30%
Identified patient population that qualifies (n)	100	130	+30%



**Figure 2:** AI's Effect on the Efficiency of Patient Recruitment

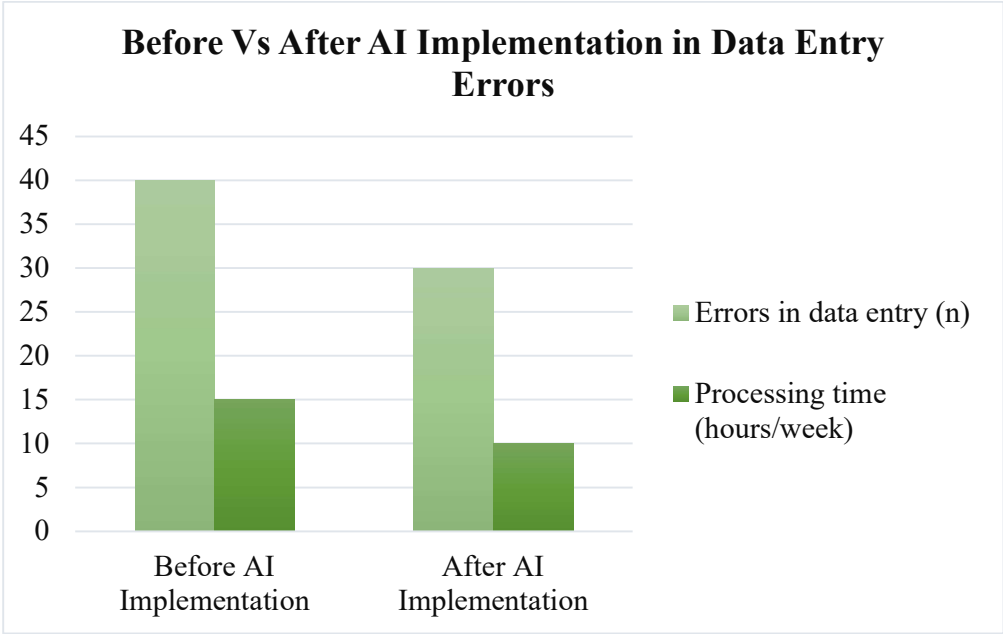
The impact of AI implementation on the recruitment of patients in the clinical trail is reflected in Table 3. Before the application of AI technology, recruitment involved an average time of thirty days. After implementation, this was reduced to a significantly low level of twenty-one days, showing a reduction of thirty percent. This results in the indication that the recruitment process was hastened using AI tools, with it becoming easier for researchers to find possible participants. Additionally, the number of patients available to be studied increased by 30% as the number of people eligible rose from 100 to 130. This development therefore, therefore implies that AI increased the potential pool of qualified candidates and fast-tracked recruitment; it will most likely increase diversity and representativeness in clinical trial participants. Taking into consideration all these aspects, it has been found that AI indeed revolutionizes the clinical research by making it possible and fast to recruit the patients.

**4.2. Data Management**

Some of the notable outcomes that come with the adoption of AI-driven data management systems include the following:

**Table 4:** Decrease in data entry errors after the use of AI

Data Management Metric	Before AI Implementation	After AI Implementation	Percentage Change
Errors in data entry (n)	40	30	-25%
Processing time (hours/week)	15	10	-33%



**Figure 3:** Decrease in data entry errors after the use of AI

As highlighted in Table 4, the integration of AI in clinical trials data management has its impact reflexes. Data entry mistakes were reported to be at 40 before AI technologies were integrated. After their installation, the number reduced to 30, which indicates a sharp reduction of 25%. This development goes to prove that AI tools contributed in upgrading the quality and reliability of data entry procedures. Artificial intelligence reduced human error. The second aspect is that the time allocated towards handling data was also reduced. A total reduction of 33% was achieved from a level of 15 hours per week to 10 hours per week. This is how efficient AI-driven data management systems are because they free up the time of research teams to spend more on analysis and decision-making as opposed to handling data by hand. In summary, such results prove that AI does enhance data quality and cut processing time, therefore making clinical trials run more smoothly.

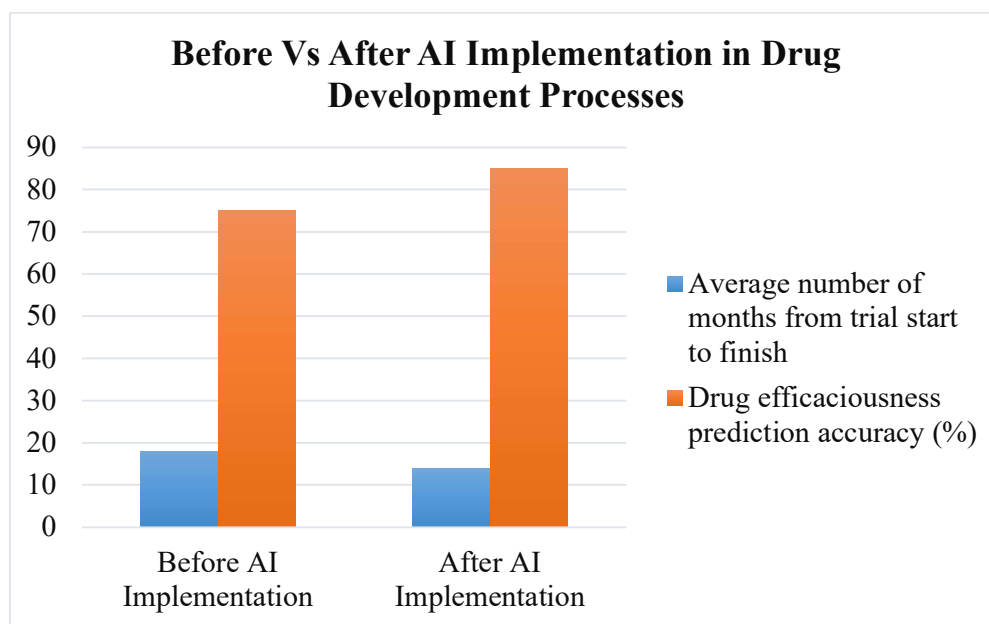
**4.3. Drug Development Processes**

The table below summarizes how AI pushed huge compressions into the timelines of drug development:

**Table 5:** Reduction of Timeline in Drug Development Procedures

Development Process Metric	Before AI Implementation	After AI Implementation	Percentage Change
Average number of months from trial start to finish	18	14	-22%
Drug efficaciousness prediction accuracy (%)	75	85	+13%





**Figure 4:** Reduction of Timeline in Drug Development Procedures

Table 5 demonstrates how the use of AI impacted on pharmacology development clinical trial process change: Average number of months between the beginning and closing date of a clinical trial (18 months prior to AI implementation) The same time period post implementation of AI was 14 months, which translated into a decrease of 22%. This progress shows that AI-based technologies have managed to accelerate the timeline of pharmacology development by shifting the moving of onset of the initiation of trials to the end. This was also 13% for the improved accuracy of pharmacological efficacy with an increase from 75% to 85%. Higher precision is indicative of the superior predictive ability of novel therapeutic efficacy with artificial intelligence models, thus improving decisions made at the drug development stages. Generally, these results seem to indicate how important artificial intelligence is to the promotion of drug discovery and the improvement of predicting skills, which usually results in more effective and fruitful clinical trials.

## 5. CONCLUSION

The current study presents the broad impact of artificial intelligence in clinical trial industry. It focuses on its potential to improve efficacy and efficiency in different aspects. The results illustrate that AI technologies reduce significantly the time to locate new patients, thereby achieving higher process efficiency and participant pool size. The other is the reduction in processing time and improvement in accuracy of data results through AI-driven data management systems, which enable research teams to focus more on strategic analysis and decision-making. It can accelerate the phase of initiating trials to completing them, along with producing highly accurate projections for drug efficacious, as here illustrated by timetables that have become far shorter and predictive capabilities that have improved in drug development. Collectively, these developments strengthen the structure of the clinical trial and make it better in that it adapts to the high demands of a much more complex environment in health. As the healthcare industry embraces digital transformation, further research into how AI influences long-term trends in clinical trial process and outcome is needed. It is then very important that future studies take these ethical and legal aspects into consideration to ensure that proper benefits are attained from AI integration, whilst ensuring participant wellbeing and data

integrity. Conclusion This study really underlines the potential of artificial intelligence not just as just an efficiency tool but also as a driving force behind innovation and better health outcomes in clinical research.

## **REFERENCES**

1. Bhande, P. (2020). Adoption of AI-Enabled Solutions for Patient Recruitment Process in Clinical Trials.
2. Bhattamisra, S. K., Banerjee, P., Gupta, P., Mayuren, J., Patra, S., & Candasamy, M. (2023). Artificial intelligence in pharmaceutical and healthcare research. *Big Data and Cognitive Computing*, 7(1), 10.
3. Harrer, S., Shah, P., Antony, B., & Hu, J. (2019). Artificial intelligence for clinical trial design. *Trends in pharmacological sciences*, 40(8), 577-591.
4. Kolluri, S., Lin, J., Liu, R., Zhang, Y., & Zhang, W. (2022). Machine learning and artificial intelligence in pharmaceutical research and development: a review. *The AAPS journal*, 24, 1-10.
5. Kowalski, J. (2024). Optimizing Drug Discovery and Development with AI-Powered Clinical Trials Management: Applies AI algorithms to optimize the design and execution of clinical trials, accelerating drug discovery and development processes in the pharmaceutical industry. *Journal of Machine Learning for Healthcare Decision Support*, 4(1), 60-71.
6. Kulkov, I. (2021). The role of artificial intelligence in business transformation: A case of pharmaceutical companies. *Technology in Society*, 66, 101629.
7. Lamberti, M. J., Wilkinson, M., Donzanti, B. A., Wohlieter, G. E., Parikh, S., Wilkins, R. G., & Getz, K. (2019). A study on the application and use of artificial intelligence to support drug development. *Clinical therapeutics*, 41(8), 1414-1426.
8. Mak, K. K., & Pichika, M. R. (2019). Artificial intelligence in drug development: present status and future prospects. *Drug discovery today*, 24(3), 773-780.
9. Rashid, M. B. M. A. (2021). Artificial intelligence effecting a paradigm shift in drug development. *SLAS TECHNOLOGY: Translating Life Sciences Innovation*, 26(1), 3-15.
10. Saeed, H., & El Naqa, I. (2022). Artificial intelligence in clinical trials. In *Machine and Deep Learning in Oncology, Medical Physics and Radiology* (pp. 453-501). Cham: Springer International Publishing.
11. Sehrawat, S. K. (2023). Transforming Clinical Trials: Harnessing the Power of Generative AI for Innovation and Efficiency. *Transactions on Recent Developments in Health Sectors*, 6(6), 1-20.
12. Siontis, G. C., Sweda, R., Noseworthy, P. A., Friedman, P. A., Siontis, K. C., & Patel, C. J. (2021). Development and validation pathways of artificial intelligence tools evaluated in randomised clinical trials. *BMJ Health & Care Informatics*, 28(1).
13. Sudhakar, P., SelvaPreethi, S., & Anjali, G. (2023). Artificial Intelligence in Clinical Trials-Future Prospectives. *Bioequiv & Bioavailab Int J*, 7(1), 000196.
14. Weissler, E. H., Naumann, T., Andersson, T., Ranganath, R., Elemento, O., Luo, Y., ... & Ghassemi, M. (2021). The role of machine learning in clinical research: transforming the future of evidence generation. *Trials*, 22, 1-15.
15. Yang, H. (Ed.). (2022). *Data science, AI, and machine learning in drug development*.

16. Mandal S, Vishvakarma P. Nanoemulgel: A Smarter Topical Lipidic Emulsion-based Nanocarrier. *Indian J of Pharmaceutical Education and Research*. 2023;57(3s):s481-s498.
17. Mandal S, Jaiswal DV, Shiva K. A review on marketed Carica papaya leaf extract (CPLE) supplements for the treatment of dengue fever with thrombocytopenia and its drawback. *International Journal of Pharmaceutical Research*. 2020 Jul;12(3).
18. Mandal S, Bhumika K, Kumar M, Hak J, Vishvakarma P, Sharma UK. A Novel Approach on Micro Sponges Drug Delivery System: Method of Preparations, Application, and its Future Prospective. *Indian J of Pharmaceutical Education and Research*. 2024;58(1):45-63.
19. Mandal S, Vishvakarma P, Bhumika K. Developments in Emerging Topical Drug Delivery Systems for Ocular Disorders. *Curr Drug Res Rev*. 2023 Dec 29. doi: 10.2174/0125899775266634231213044704. Epub ahead of print. PMID: 38158868.
20. Bhandari S, Chauhan B, Gupta N, et al. Translational Implications of Neuronal Dopamine D3 Receptors for Preclinical Research and Cns Disorders. *African J Biol Sci (South Africa)*. 2024;6(8):128-140. doi:10.33472/AFJBS.6.8.2024.128-140
21. Tripathi A, Gupta N, Chauhan B, et al. Investigation of the structural and functional properties of starch-g-poly (acrylic acid) hydrogels reinforced with cellulose nanofibers for cu<sup>2+</sup> ion adsorption. *African J Biol Sci (South Africa)*. 2024;6(8): 144-153, doi:10.33472/AFJBS.6.8.2024.141-153
22. Sharma R, Kar NR, Ahmad M, et al. Exploring the molecular dynamics of ethyl alcohol: Development of a comprehensive model for understanding its behavior in various environments. *Community Pract*. 2024;21(05):1812-1826. doi:10.5281/zenodo.11399708
23. Mandal S, Kar NR, Jain AV, Yadav P. Natural Products As Sources of Drug Discovery: Exploration, Optimisation, and Translation Into Clinical Practice. *African J Biol Sci (South Africa)*. 2024;6(9):2486-2504. doi:10.33472/AFJBS.6.9.2024.2486-2504
24. Kumar S, Mandal S, Priya N, et al. Modeling the synthesis and kinetics of Ferrous Sulfate production: Towards Sustainable Manufacturing Processes. *African J Biol Sci (South Africa)*. 2024;6(9):2444-2458. doi:10.33472/AFJBS.6.9.2024.
25. Revadigar RV, Keshamma E, Ahmad M, et al. Antioxidant Potential of Pyrazolines Synthesized Via Green Chemistry Methods. *African J Biol Sci (South Africa)*. 2024;6(10):112-125. doi:10.33472/AFJBS.6.10.2024.112-125
26. Sahoo S, Gupta S, Chakraborty S, et al. Designing, Synthesizing, and Assessing the Biological Activity of Innovative Thiazolidinedione Derivatives With Dual Functionality. *African J Biol Sci (South Africa)*. 2024;6(10):97-111. doi:10.33472/AFJBS.6.10.2024.97-111
27. Mishra, N., Alagusundaram, M., Sinha, A., Jain, A. V., Kenia, H., Mandal, S., & Sharma, M. (2024). Analytical Method, Development and Validation for Evaluating Repaglinide Efficacy in Type II Diabetes Mellitus Management: a Pharmaceutical Perspective. *Community Practitioner*, 21(2), 29–37. <https://doi.org/10.5281/zenodo.10642768>
28. Singh, M., Aparna, T. N., Vasanthi, S., Mandal, S., Nemade, L. S., Bali, S., & Kar, N. R. (2024). Enhancement and Evaluation of Soursop (*Annona Muricata* L.) Leaf Extract in Nanoemulgel: a Comprehensive Study Investigating Its Optimized Formulation and Anti-Acne Potential Against *Propionibacterium Acnes*, *Staphylococcus Aureus*, and *Staphylococcus Epidermidis* Bacteria. *Community Practitioner*, 21(1), 102–115. <https://doi.org/10.5281/zenodo.10570746>

29. Khalilullah, H., Balan, P., Jain, A. V., & Mandal, S. (n.d.). Eupatorium Rebaudianum Bertoni (Stevia): Investigating Its Anti-Inflammatory Potential Via Cyclooxygenase and Lipooxygenase Enzyme Inhibition - A Comprehensive Molecular Docking And ADMET. *Community Practitioner*, 21(03), 118–128. <https://doi.org/10.5281/zenodo.10811642>
30. Mandal, S. Vishvakarma, P. Pande M.S., Gentamicin Sulphate Based Ophthalmic Nanoemulgel: Formulation and Evaluation, Unravelling A Paradigm Shift in Novel Pharmaceutical Delivery Systems. *Community Practitioner*, 21(03), 173-211. <https://doi.org/10.5281/zenodo.10811540>
31. Mishra, N., Alagusundaram, M., Sinha, A., Jain, A. V., Kenia, H., Mandal, S., & Sharma, M. (2024). Analytical Method, Development and Validation for Evaluating Repaglinide Efficacy in Type II Diabetes Mellitus Management: A Pharmaceutical Perspective. *Community Practitioner*, 21(2), 29–37. <https://doi.org/10.5281/zenodo.10642768>
32. Singh, M., Aparna, T. N., Vasanthi, S., Mandal, S., Nemade, L. S., Bali, S., & Kar, N. R. (2024). Enhancement and Evaluation of Soursop (*Annona Muricata* L.) Leaf Extract in Nanoemulgel: a Comprehensive Study Investigating Its Optimized Formulation and Anti-Acne Potential Against *Propionibacterium Acnes*, *Staphylococcus Aureus*, and *Staphylococcus Epidermidis* Bacteria. *Community Practitioner*, 21(1), 102–115. <https://doi.org/10.5281/zenodo.10570746>
33. Gupta, N., Negi, P., Joshi, N., Gadipelli, P., Bhumika, K., Aijaz, M., Singhal, P. K., Shami, M., Gupta, A., & Mandal, S. (2024). Assessment of Immunomodulatory Activity in Swiss Albino Rats Utilizing a Poly-Herbal Formulation: A Comprehensive Study on Immunological Response Modulation. *Community Practitioner*, 21(3), 553–571. <https://doi.org/10.5281/zenodo.10963801>
34. Abdul Rasheed. A. R, K. Sowmiya, S. N., & Suraj Mandal, Surya Pratap Singh, Habibullah Khallullah, N. P. and D. K. E. (2024). In Silico Docking Analysis of Phytochemical Constituents from Traditional Medicinal Plants: Unveiling Potential Anxiolytic Activity Against Gaba, *Community Practitioner*, 21(04), 1322–1337. <https://doi.org/10.5281/zenodo.11076471>
35. Pal N, Mandal S, Shiva K, Kumar B. Pharmacognostical, Phytochemical and Pharmacological Evaluation of *Mallotus philippensis*. *Journal of Drug Delivery and Therapeutics*. 2022 Sep 20;12(5):175-81.
36. Singh A, Mandal S. Ajwain (*Trachyspermum ammi* Linn): A review on Tremendous Herbal Plant with Various Pharmacological Activity. *International Journal of Recent Advances in Multidisciplinary Topics*. 2021 Jun 9;2(6):36-8.
37. Mandal S, Jaiswal V, Sagar MK, Kumar S. Formulation and evaluation of carica papaya nanoemulsion for treatment of dengue and thrombocytopenia. *Plant Arch*. 2021;21:1345-54.
38. Mandal S, Shiva K, Kumar KP, Goel S, Patel RK, Sharma S, Chaudhary R, Bhati A, Pal N, Dixit AK. Ocular drug delivery system (ODDS): Exploration the challenges and approaches to improve ODDS. *Journal of Pharmaceutical and Biological Sciences*. 2021 Jul 1;9(2):88-94.
39. Shiva K, Mandal S, Kumar S. Formulation and evaluation of topical antifungal gel of fluconazole using aloe vera gel. *Int J Sci Res Develop*. 2021;1:187-93.

40. Ali S, Farooqui NA, Ahmad S, Salman M, Mandal S. *Catharanthus roseus* (sadbahar): a brief study on medicinal plant having different pharmacological activities. *Plant Archives*. 2021;21(2):556-9.
41. Mandal S, Vishvakarma P, Verma M, Alam MS, Agrawal A, Mishra A. *Solanum Nigrum* Linn: An Analysis Of The Medicinal Properties Of The Plant. *Journal of Pharmaceutical Negative Results*. 2023 Jan 1:1595-600.
42. Vishvakarma P, Mandal S, Pandey J, Bhatt AK, Banerjee VB, Gupta JK. An Analysis Of The Most Recent Trends In Flavoring Herbal Medicines In Today's Market. *Journal of Pharmaceutical Negative Results*. 2022 Dec 31:9189-98.
43. Mandal S, Vishvakarma P, Mandal S. Future Aspects And Applications Of Nanoemulgel Formulation For Topical Lipophilic Drug Delivery. *European Journal of Molecular & Clinical Medicine*.;10(01):2023.
44. Chawla A, Mandal S, Vishvakarma P, Nile NP, Lokhande VN, Kakad VK, Chawla A. Ultra-Performance Liquid Chromatography (Uplc).
45. Mandal S, Raju D, Namdeo P, Patel A, Bhatt AK, Gupta JK, Haneef M, Vishvakarma P, Sharma UK. Development, characterization, and evaluation of *rosa alba* l extract-loaded phytosomes.
46. Mandal S, Goel S, Saxena M, Gupta P, Kumari J, Kumar P, Kumar M, Kumar R, Shiva K. Screening of *catharanthus roseus* stem extract for anti-ulcer potential in wistar rat.
47. Shiva K, Kaushik A, Irshad M, Sharma G, Mandal S. Evaluation and preparation: herbal gel containing *thuja occidentalis* and *curcuma longa* extracts.
48. Vishvakarma P, Kumari R, Vanmathi SM, Korn RD, Bhattacharya V, Jesudasan RE, Mandal S. Oral Delivery of Peptide and Protein Therapeutics: Challenges And Strategies. *Journal of Experimental Zoology India*. 2023 Jul 1;26(2).
49. Mandal, S., Tyagi, P., Jain, A. V., & Yadav, P. (n.d.). Advanced Formulation and Comprehensive Pharmacological Evaluation of a Novel Topical Drug Delivery System for the Management and Therapeutic Intervention of *Tinea Cruris* (Jock Itch). *Journal of Nursing*, 71(03). <https://doi.org/10.5281/zenodo.10811676>